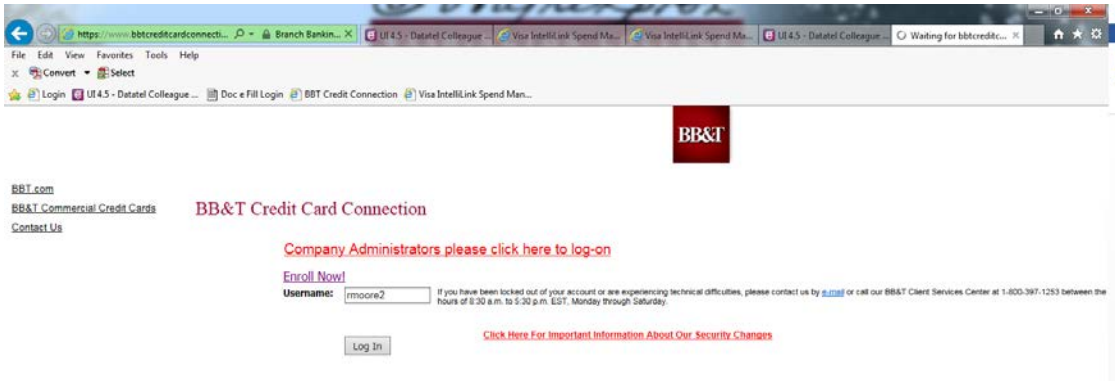
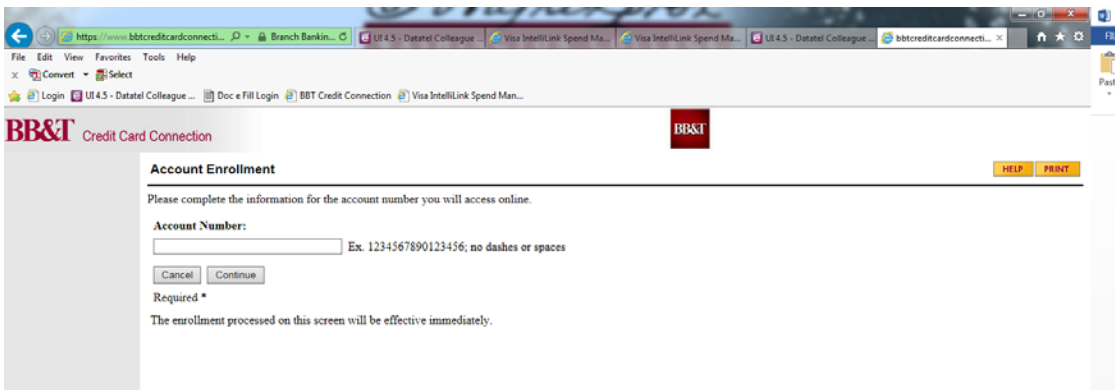


GO to www.bbtcreditcardconnection.com

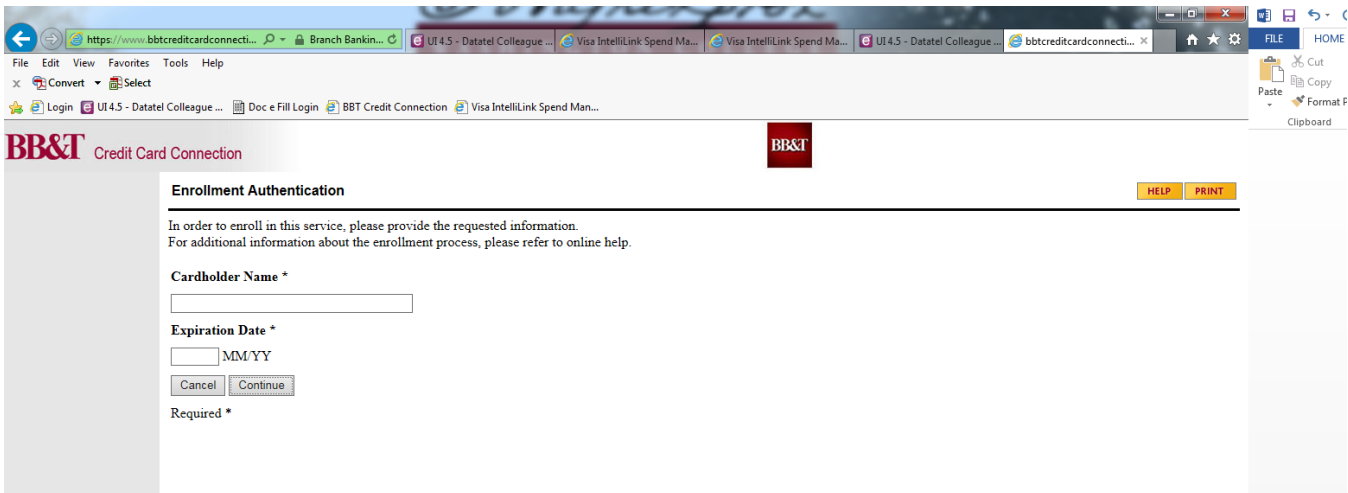
Click **Enroll now** above User Name



Next enter your Account Number when this screen appears.



Select Continue after entering card #



Enter Cardholder Name and expiration select Continue

Accept terms

Then complete screen below that will appear.

BB&T Credit Card Connection

Online Account Setup

HELP PRINT

Please provide the following information to enroll for online services.

Email Address * **Re-enter Email Address ***

Please enter a Username and Password for use in accessing your online account. Follow these rules:

- * Your Username and Password cannot be the same
- * Username and Password are case sensitive
- * Username and Password must not contain spaces
- * Username and Password must be a maximum of 20 characters

Select a Username * Username must be at least 6 characters in length.

Password * **Re-enter Password *** Please use the following password guidelines - * must be different from Username * must not contain Spaces * must be a minimum of 8 characters in length, and a maximum of 20 characters * New passwords must not be the same as the last 10 passwords * must contain at least 1 number * must contain at least 1 special character (!@#%&*.) * must contain at least 1 lower case character.

Account Nickname

Required *

Select Continue

Go back and log in setting up your image and security words.

ONCE THIS IS DONE YOU WILL BE ABLE TO:

ACCOUNT SUMMARY FOR:

- your charges
- current balance
- your limit

ALERTS –can be set up

Customer service links as well